


The Smoking Hole

A Publication of the Antelope Valley Group IPMS
Volume 18, Number 1



www.avg-ipms.org
avg_ipms@yahoo.com

2012 Club Officers

President	Vice President	Treasurer	Secretary
Steve Spandorf	Tom Hamel	Curtis Stidham	Matt Graham
sfrodnaps@msn.com		cbstidham@sbcglobal.net	mgraham4@bak.rr.com

From the President's Pen

Our new president is Steve Spandorf! Congrats Steve!

Club News and Business

NEXT MEETING January 12, 2013, 11 AM AT ROSAMOND LIBRARY

General Meeting Notes:

The January meeting will follow a slightly different format than the normal club meetings. A short business meeting will be held at the Rosamond Library on 12 January from 11:00 to 1:00. Member dues will be collected and details for the following week's field trip will be discussed. The 19 January meeting date will be a club field trip to the Mojave Air Park for the Plane Crazy Event.

December marked the annual club gift exchange and pot luck. Many great models were exchanged and thanks to all who brought a dish.

The December meeting also brought about a changing of the guard for our club officers. The 2013 Antelope Valley Group officers are:

President:	Steve Spandorf
Vice President:	Tom Hamel
Treasurer:	Curtis Stidham
Assistant Treasurer:	Luis Toledo
Secretary:	Matt Graham

Congrats to all.

The club held a round table discussion on expectations and planned club events for 2013. Popular ideas included periodic inter-club modeling contests, group builds and group building time during the club meetings. Basically the thought is that we should devote some time in the club to building.

2013 Desert Classic

No current updates. Contest Theme will be discussed at the February meeting.

2013 Meeting Schedule

We need volunteers for both demos and refreshments for 2013. Please review the open months and let one of the officers know if you want to sign up for either a demo, refreshments or both.


Primary	Activities	Refreshments	Demo	Review
12 Jan	Member Dues Collected			
19 Jan	Field Trip to Mojave Airpark "Plane Crazy"			
16 Feb	2013 Contest Theme Discussion			
16 Mar				
20 Apr				
18 May				
15 June				
20 July				
17 Aug				
21 Sept				
19 Oct	Judge's Clinic	David Newman		
2 Nov	2013 Desert Classic			
16 Nov	2014 Club Officer Nominations			
21 Dec	Christmas Potluck Gift Exchange 2014 Officer Elections	All		

The Tool Crib

The tool crib is the place where we find our tools. This section will be for anyone with a new product or tool review.

If you would like to place an entry in the tool crib, notify Matt Graham.

Member Show and Tell



Name:
Matt Graham
Time To Build:
15 hours
Kit & Scale:
Cyber Hobby SSN 721 Chicago (Los Angeles Class) Submarine
1/350 th scale
Aftermarket Items:
G-Factor Brass Prop
Paints Used:
Model Master Enamel Floquil Enamel
Comments:
Reissued Dragon LA Class with corrections to the original kit.



Name:

Rick Reinert

Time To Build:

Four Weeks

Kit & Scale:

Tamiya A6M5c Zero

1/48th scale

Aftermarket Items:

Some Zoltz decals, but mostly out of the box decals


Paints Used:

White Ensign Paints:

- Mitsubishi Green
- Mitsubishi Interior Green
- Mitsubishi Grey

Comments:

Kit is itself a typical Tamiya quality and the cockpit is very well detailed for this scale. This is the second kit Rick has done with Zoltz decals, and he is not pleased with the product.



Name:	Tom Hamel
Time To Build:	One Month
Kit & Scale:	7.5 cm PAK 40 Auf RSO 1/35th
Aftermarket Items:	None
Paints Used:	Tamiya Acrylics Model Master
Comments:	Not too difficult – drive train and engine had some difficulty.



Name:	Mike Brignola
Time To Build:	20 Months into the build
Kit & Scale:	Hasegawa Ju88C-6 night fighter conversion to Ju88C-6 day fighter 1/72nd
Aftermarket Items:	Eduard Canopy Mask
Paints Used:	Model Master Enamels Tamiya Acrylics
Comments:	Famous winter camo train buster in Russian. Used hairspray technique for winter camo. Nice kit except accommodations for the different variants:

Club Demo

There was no club demo for December as we participated in the club gift exchange instead. If you're interested in doing a demo for 2013, let Matt Graham know and he can schedule it.

2012 Modeling Goals

The member goals for 2012 are published below. Take a look and see how you did!

MEMBER	GOALS
Mike Brignola	B-36 Club Build
	Complete a Building/Diorama
	Complete More Figures
	Attend at least 3 contests this year
	Attend Club Field Trip
	Complete Sdkfz 11
	Complete Jagdpanther
	Complete B-17
	Complete Old Car
Mike Marchioli	Complete a total of 5 kits in 2012
	Complete 1 resin kit
	Complete 1 armor kit
	Complete 1 race car
Greg Saccoccio	Complete 2 models
Nick Kiriokos	Build 5 contest worthy models
	Attend a minimum of 5 external contests and shows
	Build a NMF model
	Complete the rescribe on Monogram Ju-87
	Build something outside of aircraft
Mike Otis	Finish an airplane
	Improve airbrushing skills
	Complete a helicopter diorama
Rich Ribauda	Finish at least 2 previously started projects
	Complete an OOB project including the kit decals
	Complete an armor piece
	Build a civilian aircraft
	Build something colorful (or with colorful markings)
	A small diorama or vignette with several figures
	Build a stand-alone figure (larger than 1/48 th scale)
	A car
	An aircraft in markings of its captors

“So, There I Was.....”

Aviation stories provided by John Pearce.

The pictures below are efforts to camouflage the Lockheed Burbank Aircraft Plant during WWII. The plant was essentially covered in netting made to appear, from the air, like a residential neighborhood. The aim was to keep it from being found by pilots and bombed.

Before



After





Underneath





Calendar

2/24/2013	Modelfest	Seaside Park (Ventura Fairgrounds) 10 West Harbor Blvd Ventura, California 93001
3/3/2013	ValleyCon	PASADENA CIVIC CENTER 300 East Green Street Pasadena, California